

Technical Report for

Providence Engineering

Valero-CAMS, Baton Rouge, LA

712-001

Accutest Job Number: JB20981

Sampling Date: 11/06/12

Report to:

Providence Engineering

kevincalhoun@providenceeng.com

ATTN: Kevin Calhoun

Total number of pages in report: **10**



Test results contained within this data package meet the requirements of the National Environmental Laboratory Accreditation Conference and/or state specific certification programs as applicable.



Nancy Cole
Laboratory Director

Client Service contact: Victoria Pushkova 732-329-0200

Certifications: NJ(12129), NY(10983), CA, CT, DE, FL, IL, IN, KS, KY, LA, MA, MD, MI, MT, NC, OH VAP (CL0056), PA, RI, SC, TN, VA, WV

This report shall not be reproduced, except in its entirety, without the written approval of Accutest Laboratories.
Test results relate only to samples analyzed.

Table of Contents

-1-

Section 1: Sample Summary	3
Section 2: Sample Results	4
2.1: JB20981-1: CAMS 074	5
Section 3: Misc. Forms	7
3.1: Chain of Custody	8
3.2: Summa Canister and Flow Controller Log	10



Sample Summary

Providence Engineering

Job No: JB20981

Valero-CAMS, Baton Rouge, LA
Project No: 712-001

Sample Number	Collected		Received	Matrix		Client Sample ID
	Date	Time By		Code	Type	
JB20981-1	11/06/12	13:00 KH	11/12/12	AIR	Ambient Air Grab	CAMS 074

Sample Results

Report of Analysis

Report of Analysis

Client Sample ID:	CAMS 074	Date Sampled:	11/06/12
Lab Sample ID:	JB20981-1	Date Received:	11/12/12
Matrix:	AIR - Ambient Air Grab Summa ID: A756	Percent Solids:	n/a
Method:	TO-15		
Project:	Valero-CAMS, Baton Rouge, LA		

Run #	File ID	DF	Analyzed	By	Prep Date	Prep Batch	Analytical Batch
Run #1	W39182.D	1	11/13/12	YMH	n/a	n/a	VW1583
Run #2							

Run #	Initial Volume
Run #1	400 ml
Run #2	

VOA TO15 List

CAS No.	MW	Compound	Result	RL	MDL	Units	Q	Result	RL	Units
67-64-1	58.08	Acetone	6.1	0.20	0.069	ppbv		14	0.48	ug/m3
106-99-0	54.09	1,3-Butadiene	ND	0.20	0.026	ppbv		ND	0.44	ug/m3
71-43-2	78.11	Benzene	0.18	0.20	0.029	ppbv	J	0.58	0.64	ug/m3
75-27-4	163.8	Bromodichloromethane	ND	0.20	0.031	ppbv		ND	1.3	ug/m3
75-25-2	252.8	Bromoform	ND	0.20	0.029	ppbv		ND	2.1	ug/m3
74-83-9	94.94	Bromomethane	ND	0.20	0.024	ppbv		ND	0.78	ug/m3
593-60-2	106.9	Bromoethene	ND	0.20	0.027	ppbv		ND	0.87	ug/m3
100-44-7	126	Benzyl Chloride	ND	0.20	0.048	ppbv		ND	1.0	ug/m3
75-15-0	76.14	Carbon disulfide	0.24	0.20	0.024	ppbv		0.75	0.62	ug/m3
108-90-7	112.6	Chlorobenzene	ND	0.20	0.040	ppbv		ND	0.92	ug/m3
75-00-3	64.52	Chloroethane	ND	0.20	0.035	ppbv		ND	0.53	ug/m3
67-66-3	119.4	Chloroform	ND	0.20	0.026	ppbv		ND	0.98	ug/m3
74-87-3	50.49	Chloromethane	0.58	0.20	0.055	ppbv		1.2	0.41	ug/m3
107-05-1	76.53	3-Chloropropene	ND	0.20	0.035	ppbv		ND	0.63	ug/m3
95-49-8	126.6	2-Chlorotoluene	ND	0.20	0.031	ppbv		ND	1.0	ug/m3
56-23-5	153.8	Carbon tetrachloride	0.10	0.20	0.020	ppbv	J	0.63	1.3	ug/m3
110-82-7	84.16	Cyclohexane	ND	0.20	0.050	ppbv		ND	0.69	ug/m3
75-34-3	98.96	1,1-Dichloroethane	ND	0.20	0.019	ppbv		ND	0.81	ug/m3
75-35-4	96.94	1,1-Dichloroethylene	ND	0.20	0.023	ppbv		ND	0.79	ug/m3
106-93-4	187.9	1,2-Dibromoethane	ND	0.20	0.029	ppbv		ND	1.5	ug/m3
107-06-2	98.96	1,2-Dichloroethane	ND	0.20	0.027	ppbv		ND	0.81	ug/m3
78-87-5	113	1,2-Dichloropropane	ND	0.20	0.034	ppbv		ND	0.92	ug/m3
123-91-1	88.12	1,4-Dioxane	ND	0.20	0.12	ppbv		ND	0.72	ug/m3
75-71-8	120.9	Dichlorodifluoromethane	0.56	0.20	0.024	ppbv		2.8	0.99	ug/m3
124-48-1	208.3	Dibromochloromethane	ND	0.20	0.035	ppbv		ND	1.7	ug/m3
156-60-5	96.94	trans-1,2-Dichloroethylene	ND	0.20	0.027	ppbv		ND	0.79	ug/m3
156-59-2	96.94	cis-1,2-Dichloroethylene	ND	0.20	0.025	ppbv		ND	0.79	ug/m3
10061-01-5	111	cis-1,3-Dichloropropene	ND	0.20	0.033	ppbv		ND	0.91	ug/m3
541-73-1	147	m-Dichlorobenzene	ND	0.20	0.028	ppbv		ND	1.2	ug/m3
95-50-1	147	o-Dichlorobenzene	ND	0.20	0.039	ppbv		ND	1.2	ug/m3
106-46-7	147	p-Dichlorobenzene	ND	0.20	0.060	ppbv		ND	1.2	ug/m3
10061-02-6	111	trans-1,3-Dichloropropene	ND	0.20	0.024	ppbv		ND	0.91	ug/m3

ND = Not detected MDL - Method Detection Limit

RL = Reporting Limit

E = Indicates value exceeds calibration range

J = Indicates an estimated value

B = Indicates analyte found in associated method blank

N = Indicates presumptive evidence of a compound

Report of Analysis

Client Sample ID:	CAMS 074	Date Sampled:	11/06/12
Lab Sample ID:	JB20981-1	Date Received:	11/12/12
Matrix:	AIR - Ambient Air Grab Summa ID: A756	Percent Solids:	n/a
Method:	TO-15		
Project:	Valero-CAMS, Baton Rouge, LA		

VOA TO15 List

CAS No.	MW	Compound	Result	RL	MDL	Units	Q	Result	RL	Units
64-17-5	46.07	Ethanol	21.6	0.50	0.17	ppbv		40.7	0.94	ug/m3
100-41-4	106.2	Ethylbenzene	ND	0.20	0.029	ppbv		ND	0.87	ug/m3
141-78-6	88	Ethyl Acetate	0.72	0.20	0.13	ppbv		2.6	0.72	ug/m3
622-96-8	120.2	4-Ethyltoluene	ND	0.20	0.028	ppbv		ND	0.98	ug/m3
76-13-1	187.4	Freon 113	ND	0.20	0.028	ppbv		ND	1.5	ug/m3
76-14-2	170.9	Freon 114	ND	0.20	0.023	ppbv		ND	1.4	ug/m3
142-82-5	100.2	Heptane	ND	0.20	0.028	ppbv		ND	0.82	ug/m3
87-68-3	260.8	Hexachlorobutadiene	ND	0.20	0.030	ppbv		ND	2.1	ug/m3
110-54-3	86.17	Hexane	0.25	0.20	0.050	ppbv		0.88	0.70	ug/m3
591-78-6	100	2-Hexanone	ND	0.20	0.051	ppbv		ND	0.82	ug/m3
67-63-0	60.1	Isopropyl Alcohol	0.98	0.20	0.065	ppbv		2.4	0.49	ug/m3
75-09-2	84.94	Methylene chloride	0.23	0.20	0.055	ppbv		0.80	0.69	ug/m3
78-93-3	72.11	Methyl ethyl ketone	0.56	0.20	0.042	ppbv		1.7	0.59	ug/m3
108-10-1	100.2	Methyl Isobutyl Ketone	0.14	0.20	0.084	ppbv	J	0.57	0.82	ug/m3
1634-04-4	88.15	Methyl Tert Butyl Ether	ND	0.20	0.045	ppbv		ND	0.72	ug/m3
80-62-6	100.12	Methylmethacrylate	ND	0.20	0.038	ppbv		ND	0.82	ug/m3
115-07-1	42	Propylene	ND	0.50	0.034	ppbv		ND	0.86	ug/m3
100-42-5	104.1	Styrene	ND	0.20	0.025	ppbv		ND	0.85	ug/m3
71-55-6	133.4	1,1,1-Trichloroethane	ND	0.20	0.024	ppbv		ND	1.1	ug/m3
79-34-5	167.9	1,1,2,2-Tetrachloroethane	ND	0.20	0.034	ppbv		ND	1.4	ug/m3
79-00-5	133.4	1,1,2-Trichloroethane	ND	0.20	0.035	ppbv		ND	1.1	ug/m3
120-82-1	181.5	1,2,4-Trichlorobenzene	ND	0.20	0.095	ppbv		ND	1.5	ug/m3
95-63-6	120.2	1,2,4-Trimethylbenzene	ND	0.20	0.029	ppbv		ND	0.98	ug/m3
108-67-8	120.2	1,3,5-Trimethylbenzene	ND	0.20	0.044	ppbv		ND	0.98	ug/m3
540-84-1	114.2	2,2,4-Trimethylpentane	ND	0.20	0.031	ppbv		ND	0.93	ug/m3
75-65-0	74.12	Tertiary Butyl Alcohol	0.29	0.20	0.049	ppbv		0.88	0.61	ug/m3
127-18-4	165.8	Tetrachloroethylene	ND	0.040	0.024	ppbv		ND	0.27	ug/m3
109-99-9	72.11	Tetrahydrofuran	ND	0.20	0.074	ppbv		ND	0.59	ug/m3
108-88-3	92.14	Toluene	0.77	0.20	0.032	ppbv		2.9	0.75	ug/m3
79-01-6	131.4	Trichloroethylene	ND	0.040	0.036	ppbv		ND	0.21	ug/m3
75-69-4	137.4	Trichlorofluoromethane	0.33	0.20	0.028	ppbv		1.9	1.1	ug/m3
75-01-4	62.5	Vinyl chloride	ND	0.20	0.022	ppbv		ND	0.51	ug/m3
108-05-4	86	Vinyl Acetate	ND	0.20	0.054	ppbv		ND	0.70	ug/m3
	106.2	m,p-Xylene	0.17	0.20	0.058	ppbv	J	0.74	0.87	ug/m3
95-47-6	106.2	o-Xylene	ND	0.20	0.037	ppbv		ND	0.87	ug/m3
1330-20-7	106.2	Xylenes (total)	0.17	0.20	0.037	ppbv	J	0.74	0.87	ug/m3

CAS No.	Surrogate Recoveries	Run# 1	Run# 2	Limits
460-00-4	4-Bromofluorobenzene	90%		65-128%

ND = Not detected MDL - Method Detection Limit

RL = Reporting Limit

E = Indicates value exceeds calibration range

J = Indicates an estimated value

B = Indicates analyte found in associated method blank

N = Indicates presumptive evidence of a compound

Misc. Forms

Custody Documents and Other Forms

Includes the following where applicable:

- Chain of Custody
- Summa Canister and Flow Controller Log

AKK

CHAIN OF CUSTODY

Air Sampling Field Data Sheet




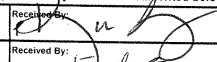




2235 US Highway 130, Dayton, NJ 08810
V: 732.329.0200 F: 732.329.3499 www.accutest.com

FED-EX Tracking #
805 2646603
Lab Quote #

Bottle Order Control #

Lab Job # JB20981

PAGE 1 OF 1

Client / Reporting Information				Project Information				Weather Parameters				Requested Analysis					
Company Name: Providence Engr				Project Name: Valero Refining				Temperature (Fahrenheit)				Requested Analysis					
Address: 1201 Main St				Street:				Start:		Maximum:							
City: BR		State: LA Zip: 70802		City: Meroux		State: LA		Stop:		Minimum:							
Project Contact: Paul Hollis E-mail: paulhollis@providenceeng.com				Project #: 712-001				Atmospheric Pressure (inches of Hg)									
Phone #: (225) 766-7400 Fax #: -7440				Client Purchase Order #				Start:		Maximum:							
Sampler(s) Name(s): Karen Hudson				Other weather comment:				Stop:		Minimum:							
Lab Sample #	Field ID / Point of Collection	Air Type		Sampling Equipment Info		Start Sampling Information					Stop Sampling Information						
		Indoor(I) Soil Vap(SV) Ambient(A)		Canister Serial #	Canister Size 6L or 1L	Flow Controller Serial #	Date	Time (24hr clock)	Canister Pressure ("Hg)	Interior Temp (F)	Sampler Init.	Date	Time (24hr clock)	Canister Pressure ("Hg)	Interior Temp (F)	Sampler Init.	
1	CAMS 074	A		A7566L	-		11-5	1300	0.03	75	12H	11-6	1300	11.38	75	12H	
Sample Custody must be documented below each time samples change possession, including courier delivery.																	
Turnaround Time (Business days)				Data Deliverable Information				Comments / Remarks									
Standard - 15 Days <input type="checkbox"/> 10 Day <input checked="" type="checkbox"/> 5 Day <input type="checkbox"/> 3 Day <input type="checkbox"/> 2 Day <input type="checkbox"/> 1 Day <input type="checkbox"/> Other				Approved By: _____ Date: _____				All NJDEP TO-15 is mandatory Full T1 Comm A _____ Comm B _____ Reduced T2 _____ Full T1 _____ Other: _____									
Relinquished by Laboratory:		Date Time:		Received By:		Relinquished By:		Date Time:		Received By:		Relinquished by:		Date Time:		Received By:	
1						2		11/8/12 11:05				3				4	
3						4		11/11/12 09:15				5				Custody Seal #	

2B

TYA

Summa Canister and Flow Controller Log

Job Number: JB20981
Account: PROVLABR Providence Engineering
Project: Valero-CAMS, Baton Rouge, LA
Received: 11/12/12

32
3

SUMMA CANISTERS													
Shipping							Receiving						
Summa ID	Vac L	Date " Hg	Date Out	By	SCC Batch	SCC FileID	Sample Number	Date In	By	Vac " Hg	Pres psig	Final psig	Dil Fact
A756	6	29.4	10/12/12	RC	CP5732	W38632.D	JB20981-1	11/12/12	HT	7.5			1

Accutest Bottle Order(s):
 VP-10/12/2012-3

Prep Date **Room Temp(F)** **Bar Pres "Hg**
 10/12/12 70 29.92